

Number	21-004738-PR38 (NW-K05-02040609-en-02)
Owner	Sika Schweiz AG Tüffenwies 16 8048 Zürich Switzerland
Product	One component canned foam (OCF)
Designation	Sika Boom®-131 Multiposition
Details	Material polyurethane foam Application adapter Density approx. 30 kg/m ³ (manufacturer's information) Colour beige Test state foamed with over-size, cut flush / cut to size after curing / conditioning
Results	Decision rule: For the evaluation of conformity, the measurement uncertainty was not taken into account.

Basis *)

EN 12114 : 2000
EN ISO 717-1 : 2020
EN ISO 10140-1 : 2021
EN 17333-5 : 2020
EN ISO 12572 : 2016

*) and the equivalent national versions (e.g. DIN EN)

ift-Nachweis 21-004738-PR15 (NW-K05-02040609-en-02)
replaces ift-Nachweis 21-004738-PR38 (NW-K05-02040609-en-01)
ift Product certification QM 360 contract no. 188 9026567 dated 02.09.2022

Representation



Instructions for use





The results obtained can be used as evidence in accordance with the above basis.

Validity

There is no time limit.
When using this document the up-to-dateness of above basis and the conformity of the product have to be observed.
The data and results given relate solely to the tested/described specimen. This test/evaluation does not allow any statement to be made on further characteristics of the present structure regarding performance and quality.

Notes on publication

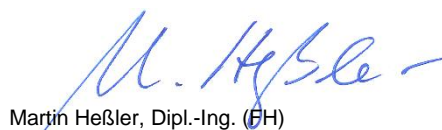
The ift-Guidance Sheet "Conditions and Guidance for the Use of ift Test Documents" applies..

Characteristics	Result of the test
 Air permeability in new condition according to EN 12114	$a < 0.1 \text{ m}^3/[(\text{m h (daPa)}^{2/3}]$ Joint width $w = 20 \text{ mm}$, Joint depth $d = 70 \text{ mm}$
 Sound reduction of joints according to EN ISO 717-1 (and EN ISO 10140-1)	$[R_{S,w} (C; C_{tr}) \geq 62 (-2;-5) \text{ dB}]$ Joint width $w = 20 \text{ mm}$, Joint depth $d = 100 \text{ mm}$
 Thermal conductivity according to EN 17333-5	$\lambda_{10} = 0.036 \text{ W}/(\text{m K})$ Insulation board 270 x 270 x 30 mm ³
 Water vapour resistance factor according to EN ISO 12572 – Climate set A	$\mu_{0/50} = 12$ Insulation cylinder $t = 94 \text{ mm}$, $d = 70 \text{ mm}$

ift Rosenheim
29.11.2023



Wolfgang Jehl, Dipl.-Ing. (FH)
Deputy Head of Testing Department
Building Component Testing



Martin Heßler, Dipl.-Ing. (FH)
Project Engineer
Building Component Testing

Identitäts-Check



www.ift-rosenheim.de/ift-geprueft
ID: C18-02690